

Group at a Glance

Salient Features

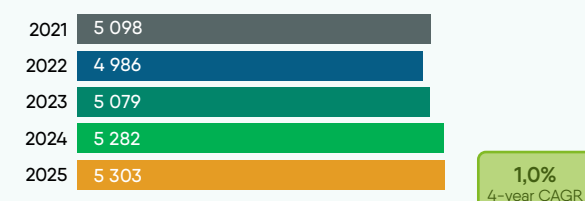
Revenue (R'm)



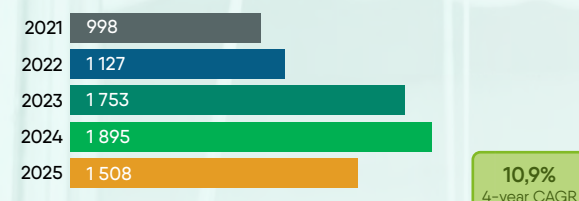
Profit after tax (R'm)



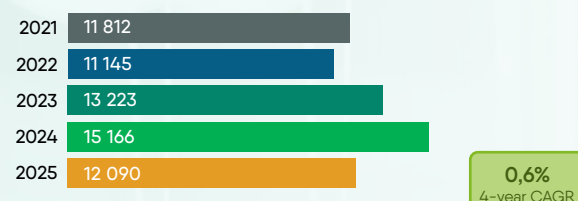
Total number of employees



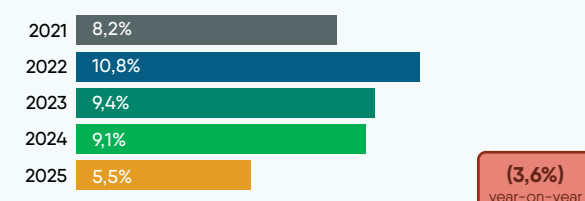
Earnings before interest, tax, depreciation and amortisation (EBITDA) (R'm)



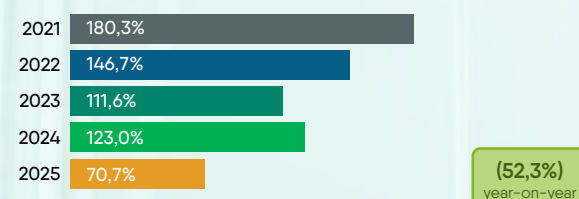
Total assets (R'm)



Dividend yield (%)



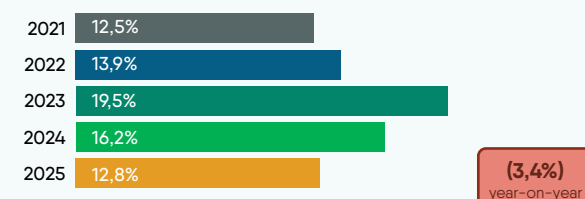
Gearing ratio (%)



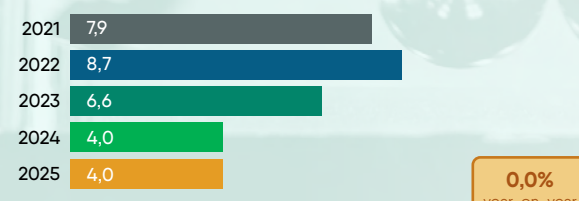
Cash from operations as percentage of operating profit (quality of earnings) (%)



Return on invested capital (ROIC) (%)



Interest cover (times)



Current ratio



Own capital ratio (%) (including commodity finance)

