

**SENWES | AGRIBEL**

Annual General Meeting (AGM)

# Virtual Guide

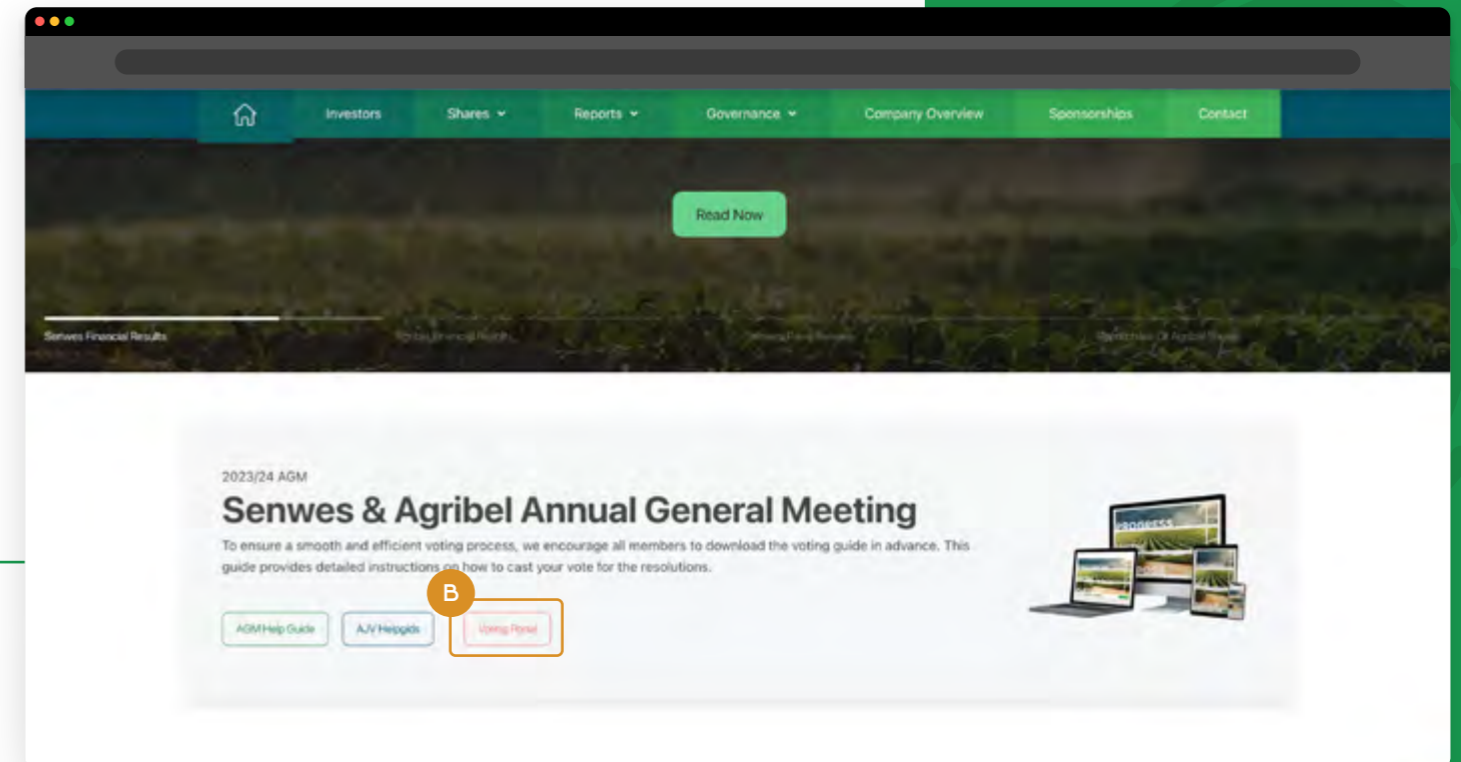




# Step 1:

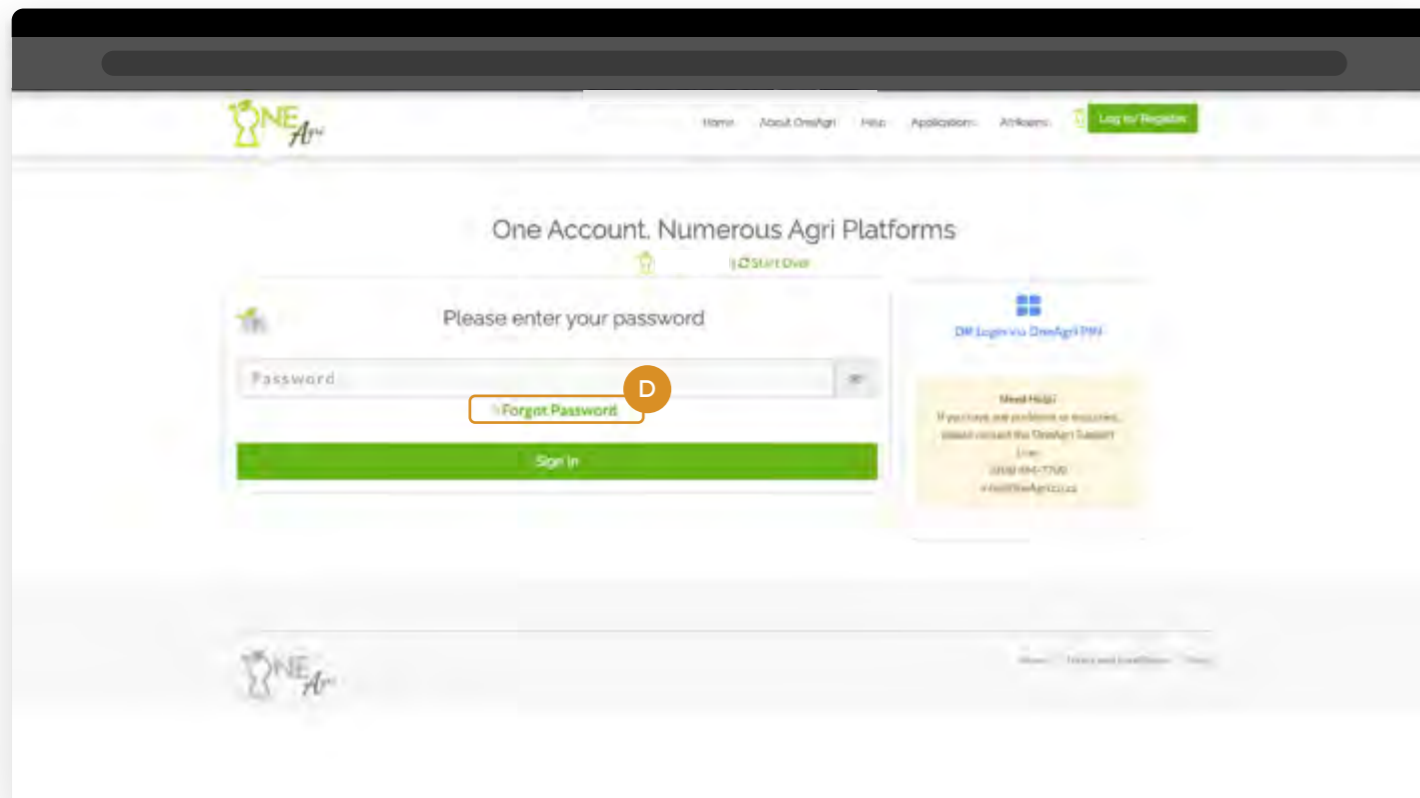
## Login to OneAgri

- A. Visit [www.senwes.com](http://www.senwes.com)
- B. Locate the AGM banner on the homepage and click on the Voting Portal button which will redirect you to login with OneAgri.



- C. Use your OneAgri credentials to log in and access the AGM Voting Portal.
  - If you're already logged in with OneAgri, the link will take you to your profile page. Go to the Applications tab to locate the My Shares app.
- D. If you have not logged in via OneAgri before, please use the FORGOT PASSWORD option to set up a new password.
- E. We will send an One-Time Pin (OTP) to your mobile number. Reset your password and log in with your updated credentials.


**Note:** For your convenience, all shareholders who weren't registered on OneAgri as of yet, have been automatically registered and therefore need to use the **FORGOT PASSWORD** option to set a new password.



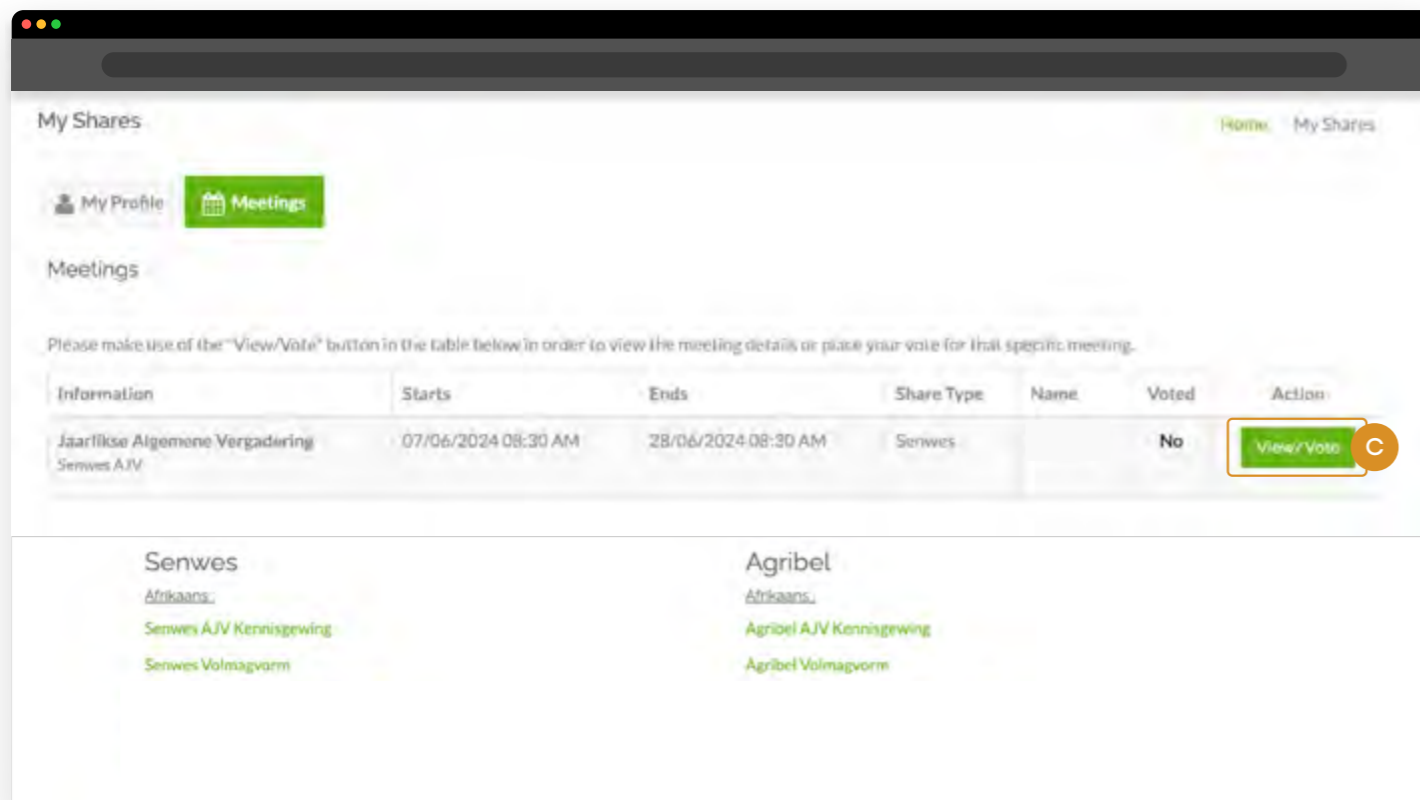


## Step 2: Vote on the AGM Voting Portal

- A. Once logged in, locate and click on the My Shares app.
- B. Select the **Meetings** tab located near the top left of the screen.



- C. The AGM information will be displayed. Select the **View/Vote** button.
  - If you don't see the AGM information as shown on the screenshot, please contact Claudi Smit for assistance: [claudi.smit@senwes.co.za](mailto:claudi.smit@senwes.co.za) | 018 464 7121



### Note:

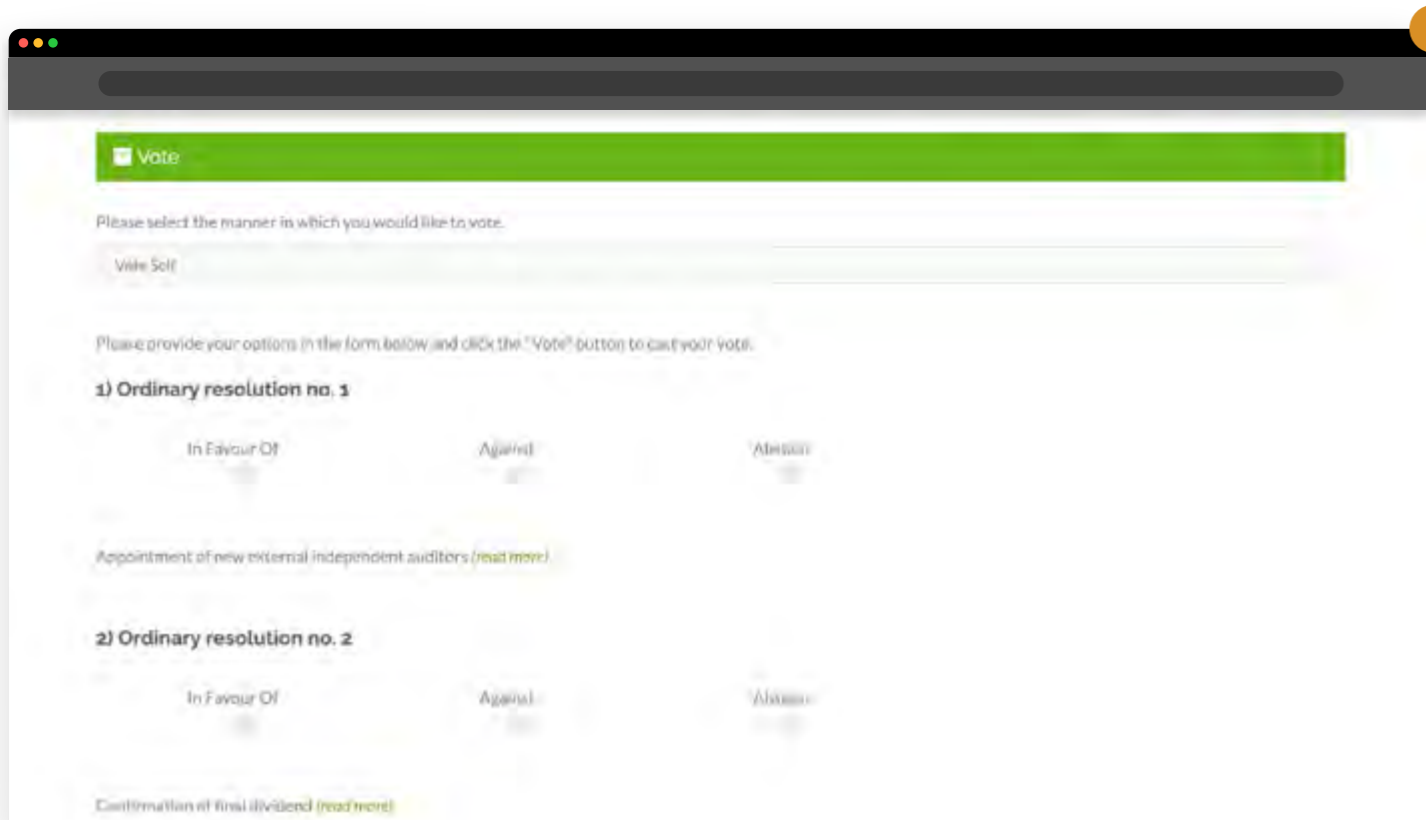
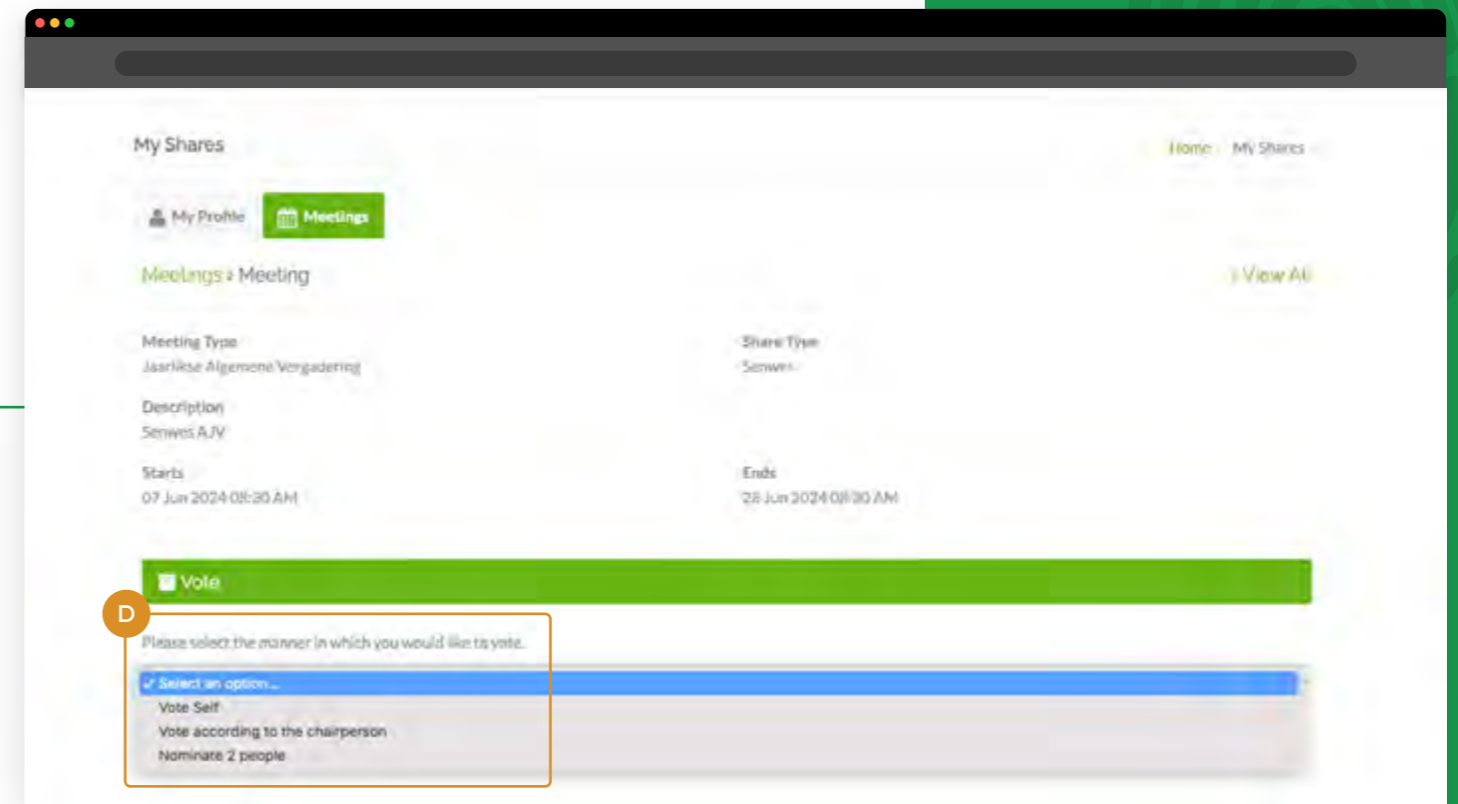
If you own Senwes Limited and Agribel Holdings shares, you will be able to vote for each company separately. When your shares are in different entities, you must also vote per entity (separately).



## Step 2: (Continued)

# Vote on the AGM Voting Portal

D. Select the manner in which you would like to vote.



E. Vote for the resolutions.

**Note:** If you need more information about a specific resolution, you can click on the **read more** in brackets next to the resolution.

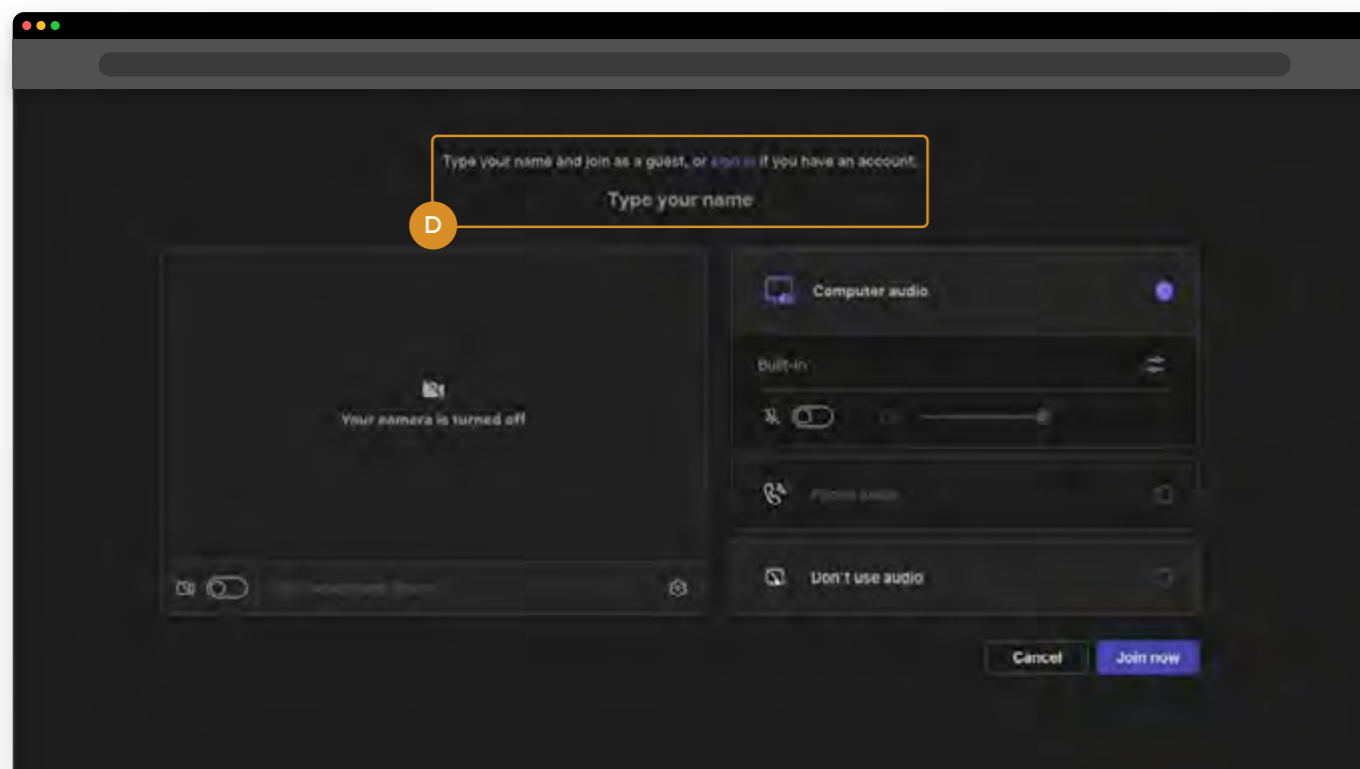
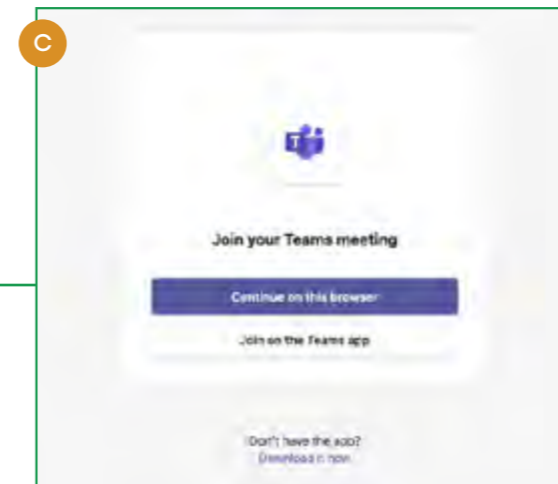
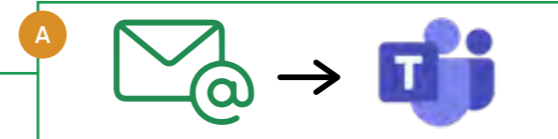


## Step 3:

# Joining the AGM via Microsoft Teams on

## 28 August 2025

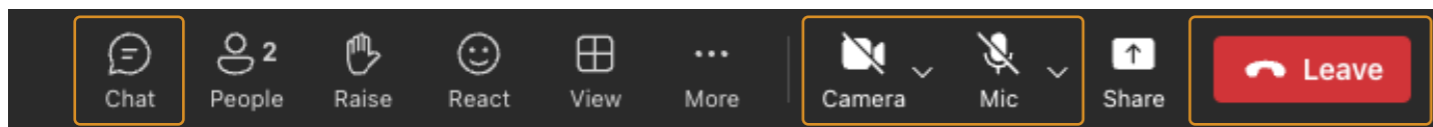
- The link to the Microsoft Teams meeting will be emailed to shareholders.
- Click on the Teams link located within the email.
- This will open your web browser and direct you to the Microsoft Teams page. **You will be given two options:**
  - Continue on this browser
  - Join on the Teams app
- For easy access, select the continue in browser option.



- Type your name in the space provided. This is the name which will be displayed on your icon within the Teams meeting. After entering your name, select **Join Now**.
- You can also sign into your Teams profile (if you have one) on your browser or alternatively, join the Teams meeting on the Teams app.



## Microsoft Teams Etiquette



### A. Mute and Unmute:

- **Mute:** During the meeting, click the microphone icon on the toolbar at the top of the screen to mute your microphone. A strike through the icon as shown above indicates that your microphone is muted.
- **Unmute:** Click the microphone icon again to unmute.

### B. Turn Camera On/Off:

- **Turn Off Camera:** Click the camera icon on the toolbar at the top of the screen to turn off your camera. A strike through the icon as shown above indicates that your camera is turned off.
- **Turn On Camera:** Click the camera icon again to turn it on.

### C. Leave a Meeting:

- Click the red phone icon on the toolbar at the top of the screen to leave the meeting.

## Tips for a Smooth Meeting

- Make sure you have a stable internet connection to avoid disruptions.
- Find a quiet place to minimise background noise.
- Test your microphone and camera before the meeting to ensure they are working correctly.
- If possible, use headphones with a built-in microphone for better sound quality.

By following these steps, you should be able to easily join the meeting and use the basic features.

# Thank You

For any additional information or help, please contact:

**Claudi Smit:**

[claudi.smit@senwes.co.za](mailto:claudi.smit@senwes.co.za) | 018 464 7121

